

E-Z Reach[™] Series Container Tilters

The Faster, Safer, Easier Way to Access Parts in Containers





SOUTHWORTH[®]

Handle Parts in Containers Without Bending, Lifting or Reaching

Accessing parts and containers is one of the most significant productivity thieves in any manufacturing or assembly operation. E-Z Reach™ Container Tilters from Southworth improve productivity and safety by positioning baskets so that parts are easily accessible without bending, stretching, or reaching.

Southworth offers more models and configurations of container tilters than any other manufacturer. Units are available with capacities up to 4,000 pounds, AC or DC power, hand pallet truck accessibility, and even independent control of lift and tilt. So, no matter what specific machine feeding requirement you have, there's an E-Z Reach Container Tilter that can make the job faster, safer, and easier.




There is an E-Z Reach Tilter for every type of container

Portable Tilters

E-Z REACH PORTABLE TILTER

Our most popular container tilters, the E-Z Reach Portable allows staged containers to be picked up, moved into position, and tilted for easy access. Available with DC power for untethered mobility.

Choose fork-over style for containers with open under clearance or straddle styles for containers with reinforcing bars or closed under clearance.



SPTU Straddle Configuration

Fork-Over Models

Model Number	Capacity	Overall Width	Overall Length	Fork Length	Fork Height	Tilt	Standard Power*	Shipping Weight
PTU-2	2000 lbs.	34"	52½"	40"	3½"	85°	12 Volt DC	650 lbs.
PTU-4	4000 lbs.	33 3/8"	61½"	41 3/8"	3½"	85°	12 Volt DC	870 lbs.

Straddle Models

Model Number	Capacity	Overall Width	Overall Length	Fork Length	Fork Height	Tilt	Standard Power*	Shipping Weight
SPTU-2	2000 lbs.	57"	51"	40"	3½"	85°	12 Volt DC	950 lbs.
SPTU-4	4000 lbs.	57"	58"	40"	3½"	85°	12 Volt DC	1250 lbs.

*115/1/60 AC Power available.

Units are furnished with either push-button or foot switch control.

Hand Pallet Truck Accessible Tilters

E-Z REACH ROLL-ON™ TILTER

With fork channels that allow either hand pallet trucks or fork trucks to place containers directly on the tilter in a single step, E-Z Reach Roll-On Tilters are designed for stationary installation at workstations.



Model Number	Capacity	Mast Depth	Overall Width	Overall Length	Fork Length	Fork Height	Fork Out To Out	Fork Width	Tilt	Power	Shipping Weight
ZTU-2	2000 lbs.	7"	42"	47"	40"	4"	29"	8"	85°	115/1/60	650 lbs.
ZTU-4	4000 lbs.	7"	42"	47"	40"	4"	29"	8"	85°	115/1/60	700 lbs.

E-Z REACH UNIVERSAL TILTER

The wide, unobstructed container pan of the E-Z Reach Universal Tilter allows containers of all types, even those with leg reinforcing bars, to be placed directly on the tilter in a single step by either a fork truck or hand pallet truck. The wide pan even accepts oversized containers.

In addition to standard front loading, these units can also be furnished in a side loading style or corner tilting configuration.



Model Number	Capacity	Mast Height	Overall Width	Overall Length	Mast Depth	Low Height	Usable Pan Size	Tilt	Power	Shipping Weight
ZTU-2 Pan	2000 lbs.	31½"	62½"	65¼"	7"	3/8"	50" x 50"	85°	115/1/60	1150 lbs.
ZTU-4 Pan	4000 lbs.	31½"	62½"	65¼"	7"	3/8"	50" x 50"	85°	115/1/60	1250 lbs.

Units are furnished with either push-button or foot switch control.

LOW-PROFILE LIFT & TILT TABLE

ZLS-T is a combination lift table and tilter with a pan-style platform to accommodate any type of container. When lowered, the unit is essentially flush to the floor so it can be easily loaded with an ordinary hand pallet truck.


Operators can independently control the height and tilt angle for precise positioning and maximum operator comfort.



Model Number	Capacity	Lift Height	Low Height	Usable Pan Size	Tilt	Power	Shipping Weight
ZLS2-33-40	2000 lbs.	33½"	3/8"	50" x 48"	30°	115/1/60	1420 lbs.
ZLS4-33-40	4000 lbs.	33½"	3/8"	50" x 48"	30°	115/1/60	1505 lbs.

E-Z REACH LIFT AND TILT HYDRAULIC OR PNEUMATIC ACTUATION

To precisely position containers with independent control of lift and tilt, E-Z Reach Lift and Tilt is ideal. With its exclusive Universal Tilter Base (UTB) it compensates for the shifting center of gravity as the load is tilted. The open frame top allows the tilting hydraulics to retract within the frame resulting in a lower profile when in the full down position. The UTB also combines a shorter but wider stance for improved stability in a minimum footprint.



Model Number Hydraulic	Capacity	Standard Platform (W x L)	Max Platform (W x L)	Lowered Height	Vertical Travel	Angular Travel	Raised Height	Power	Shipping Weight
UTB1	1000 lbs.	42" x 42"	66" x 72"	11"	28"	30° or 45°	39"	115/1/60	1100 lbs.
UTB2	2000 lbs.	42" x 42"	66" x 72"	11"	28"	30° or 45°	39"	115/1/60	1150 lbs.
UTB4	4000 lbs.	42" x 42"	66" x 54"	11"	28"	30° or 45°	39"	115/1/60	1450 lbs.
Pneumatic									
GLTA2-24	2000 lbs.	36" x 48"	48" x 60"	15"	24"	30°	39"	80psi / 80cfm*	900 lbs.
GLTA4-24	4000 lbs.	48" x 48"	60" x 60"	15"	24"	30°	39"	80psi / 80cfm*	1500 lbs.

*Free Air

FIXED HEIGHT TILTER HYDRAULIC OR PNEUMATIC ACTUATION

For applications utilizing small or shallow containers that do not require vertical repositioning, the Fixed Height Tilter is the ideal choice. Available in 2000 or 4000 pound capacity. They can be mounted on the floor or a fixed height table top.



Model Number Hydraulic	Capacity	Standard Platform (W x L)	Max Platform (W x L)	Lowered Height	Angular Travel	Power	Shipping Weight
T2-45	2000 lbs.	24" x 36"	48" x 48"	7½"	30° or 45°	115/1/60	600 lbs.
T4-45	4000 lbs.	24" x 36"	48" x 48"	7½"	30° or 45°	115/1/60	650 lbs.
Pneumatic							
GTA2-30	2000 lbs.	36" x 48"	48" x 60"	7"	30°	80psi / 80cfm*	650 lbs.
GTA4-30	4000 lbs.	36" x 48"	48" x 60"	7"	30°	80psi / 80cfm*	750 lbs.

*Free Air

Use of this equipment may cause container and/or contents to move during operation. Therefore, contents should be reviewed for possibility of shifting and container walls must be capable of supporting lateral forces created by movement of contents.

P.O. Box 1380, Portland, ME 04104 | TEL: (800) 743-1000 | (207) 878-0700
www.SouthworthProducts.com | info@SouthworthProducts.com

SOUTHWORTH®